zencQ
QUALITY VALVE



CATALOGUE

2026

QUALITY VALVE

The zencQ is part of NEORUBY GmbH.

NEORUBY is an international team with over 20 years of experience in various European markets, experts in finding the right sales channels and creating new market opportunities with new brands.

zencQ has collected advantages, solutions, features of various products and markets based on the experience of NEORUBY.

A new look at reliable things allows you to keep up with the technological time of today.

You will say «Thank you» for brand zencQ.

Brand zencQ belongs to NEORUBY GmbH

NEORUBY GmbH • Am Hamburger Bahnhof 3,
10557 Berlin, Germany

www.zencq.com



ZencQ manufacturing facilities are located in China.

Quality and brand is the foundation of the enterprise.

The company always adheres to the high level of quality as the guiding principle, the implementation of strict management and product quality control, each link in production in accordance with the ISO9001: 2008 international quality management system.

HERE IS HOW ZENCQ PRODUCTS ARE DEVELOPED

01

100+ MODELS AND DRAWINGS



02

STRICTLY SELECTED MATERIAL



03

PRECISELY CONTROLED PROCESS



04

ENGINEERING BY TECHNICIANS WITH 20+ YEARS OF EXPERIENCE



05

QUALITY ASSURANCE AFTER 10+ TESTING STEPS



06

ACHIEVE ZENCQ PRODUCTS




CERTIFICATE OF CONFORMITY
KTS
CE


CERTIFICATE OF CONFORMITY
KTS
CE


ISO9001
QUALITY MANAGEMENT SYSTEM CERTIFICATE
IAF
CNAS


ISO14001
ENVIRONMENTAL MANAGEMENT SYSTEM CERTIFICATE
IAF
CNAS


CERTIFICATE OF CONFORMITY









ЕВРАЗИЙСКИЙ ЭКОНОМИЧЕСКИЙ СОЮЗ
ДЕКЛАРАЦИЯ О СООТВЕТСТВИИ

Заявитель ОБЩЕСТВО С ОГРАНИЧЕННОЙ ОТВЕТСТВЕННОСТЬЮ "МИР ТЕХНОЛОГИЙ"
Место нахождения (адрес юридического лица) и адрес места осуществления деятельности: 117041, Россия, город Москва, улица Адмирала Руднева, дом 4, этаж 6, помещение IV, офис 613
Основной государственный регистрационный номер 1187746698996
Телефон: 74954614150 Адрес электронной почты: MirTekhnologiy@gmail.com
в лице Генерального директора Симонов Екатерина Андреевна
заявляет, что Фильтры вихлие сетчатые, артикулы: ZQYS200D15, ZQYS200D20, ZQYS200D25, ZQYS200D32, ZQYS200D40, ZQYS200D50.
Изготовитель Yuhuan Zhongpo Fluid intelligence Control Co., Ltd. (Юхуань Жонпу Флюд Интеллидженст Контрол ЛТД)
Место нахождения (адрес юридического лица) и адрес места осуществления деятельности по изготовлению продукции: Китай, Shanan Industrial Area, Yuhuan,Taizhou, Zhejiang, 317607
(Промышленная зона Шанан, Юхуань, Тайджоу, провинция Чжэцзян)
Продукция изготовлена в соответствии с Директивой 2006/42/ЕС «Машины и механизмы».
Код (коды) ТН ВЭД ЕАЭС: 8421290009
Серийный выпуск
соответствует требованиям
Технического регламента Таможенного союза "О безопасности машин и оборудования" (ТР ТС 010/2011)
Декларация о соответствии принята на основании
Протокола испытаний № 1321 от 10.05.2023 года, выданного Yuhuan Zhongpo Fluid intelligence Control Co., Ltd. (Юхуань Жонпу Флюд Интеллидженст Контрол ЛТД)
обеспечивается безопасность руководства по эксплуатации, паспорта
Схема декларирования соответствия: 1д
Дополнительная информация
ГОСТ 12.2.003-91 "Системы стандартов безопасности труда. Оборудование производственное. Общие требования безопасности" раздел 2. Условия хранения продукции в соответствии с требованиями ГОСТ 15150-69. Срок хранения (службы, годности) указан в прилагаемой к продукции эксплуатационной документации. Действие декларации соответствия распространяется на серийно выпускаемую продукцию, изготовленную с даты изготовления отобранных образцов (проб) продукции, прошедших исследования (испытания) и измерения: с 01.2023 года. Договор уполномоченного лица № 11-01-2023/1 от 11.01.2023 года.
Декларация о соответствии действительна с даты регистрации по 22.05.2028 включительно.
(подпись) М.П. Симонов Екатерина Андреевна (фамилия, имя, отчество)
Регистрационный номер декларации о соответствии: ЕАЭС N RU Д-CN.PA06.B.08176/23
Дата регистрации декларации о соответствии: 23.05.2023

ЕВРАЗИЙСКИЙ ЭКОНОМИЧЕСКИЙ СОЮЗ
ДЕКЛАРАЦИЯ О СООТВЕТСТВИИ

Заявитель ОБЩЕСТВО С ОГРАНИЧЕННОЙ ОТВЕТСТВЕННОСТЬЮ "МИР ТЕХНОЛОГИЙ"
Место нахождения (адрес юридического лица) и адрес места осуществления деятельности: 117041, Россия, город Москва, улица Адмирала Руднева, дом 4, этаж 6, помещение IV, офис 613
Основной государственный регистрационный номер 1187746698996
Телефон: 74954614150 Адрес электронной почты: MirTekhnologiy@gmail.com
в лице Генерального директора Симонов Екатерина Андреевна
заявляет, что Фильтры дисковые пористовой с выходом под манометр PG25, артикулы: ZQPEI300D15, ZQPEI300D20, ZQPEI300D25, ZQPEI300D32, ZQPEI300D40, ZQPEI300D50, регулятор давления воды пористовой PN16, артикулы: ZQRE200D15, ZQRE200D20, ZQRE200D25, ZQRE200D32, ZQRE200D40, ZQRE200D50, кран шаровой латунный, артикулы: ZQBV300D15, ZQBV300D20, ZQBV300D25, ZQBV300D32, ZQBV300D40, ZQBV300D50, кран шаровой латунный с выходом под манометр, артикулы: ZQBV300D15, ZQBV300D20, ZQBV300D25, ZQBV300D32, ZQBV300D40, ZQBV300D50, кран шаровой латунный с полуотводом, артикулы: ZQBV300D15, ZQBV300D20, ZQBV300D25, ZQBV300D32, ZQBV300D40, ZQBV300D50, кран шаровой латунный с полуотводом, артикулы: ZQBV300D15, ZQBV300D20, ZQBV300D25, ZQBV300D32, ZQBV300D40, ZQBV300D50, кран шаровой латунный угловой с полуотводом, артикулы: ZQBV312D15, ZQBV312D20, ZQBV312D25, ZQBV312D32, ZQBV312D40, ZQBV312D50, кран шаровой латунный угловой с полуотводом, артикулы: ZQBV312D15, ZQBV312D20, ZQBV312D25, ZQBV312D32, ZQBV312D40, ZQBV312D50, кран шаровой с фильтром и полуотводом, артикулы: ZQBV318D15, ZQBV318D20, ZQBV318D25, ZQBV318D32, ZQBV318D40, ZQBV318D50, кран шаровой с фильтром и полуотводом, артикулы: ZQBV318D15, ZQBV318D20, ZQBV318D25, ZQBV318D32, ZQBV318D40, ZQBV318D50, кран шаровой для подключения датчика температуры, артикулы: ZQBV331D15, ZQBV331D20, ZQBV331D25, ZQBV331D32, ZQBV331D40, ZQBV331D50, кран шаровой для подключения датчика температуры, артикулы: ZQBV331D15, ZQBV331D20, ZQBV331D25, ZQBV331D32, ZQBV331D40, ZQBV331D50, кран шаровой с фильтром, артикулы: ZQBV341D15, ZQBV341D20, ZQBV341D25, фильтр косой сетчатый, артикулы: ZQYS200D15, ZQYS200D20, ZQYS200D25, ZQYS200D32, ZQYS200D40, ZQYS200D50, кран трёхходовой для спринклера и полуотводочная машин, артикулы: ZQCRV980, ZQCRV911, кран шаровой для подключения сигнализатора потока, артикулы: ZQCRV904, ZQCRV905, кран шаровой для подключения сигнализатора давления, артикулы: ZQCRV904, ZQCRV905, кран для подключения манометра промышленный, артикул: ZQCRV906, вентиль для подключения сантехнических приборов промышленный, артикул: ZQCRV907, кран шаровой угловой промышленный, артикулы: ZQCRV912, ZQCRV913.
Изготовитель Yuhuan Zhongpo Fluid intelligence Control Co., Ltd. (Юхуань Жонпу Флюд Интеллидженст Контрол ЛТД)
Место нахождения (адрес юридического лица) и адрес места осуществления деятельности по изготовлению продукции: Китай, Shanan Industrial Area, Yuhuan,Taizhou, Zhejiang, 317607 (Промышленная зона Шанан, Юхуань, Тайджоу, провинция Чжэцзян)
Продукция изготовлена в соответствии с Директивой 2006/42/ЕС «Машины и механизмы».
Код (коды) ТН ВЭД ЕАЭС: 8421290000, 8481109900, 8481808599
Серийный выпуск
соответствует требованиям
Технического регламента Таможенного союза "О безопасности машин и оборудования" (ТР ТС 010/2011)
Декларация о соответствии принята на основании
Протокола испытаний № 1321 от 10.05.2023 года, выданного Yuhuan Zhongpo Fluid intelligence Control Co., Ltd. (Юхуань Жонпу Флюд Интеллидженст Контрол ЛТД)
обеспечивается безопасность руководства по эксплуатации, паспорта
Схема декларирования соответствия: 1д
Дополнительная информация
ГОСТ 12.2.003-91 "Системы стандартов безопасности труда. Оборудование производственное. Общие требования безопасности" раздел 2. Условия хранения продукции в соответствии с требованиями ГОСТ 15150-69. Срок хранения (службы, годности) указан в прилагаемой к продукции эксплуатационной документации.
Принято взамен ЕАЭС N RU Д-CN.PA06.B.08176/23 дата выдачи 23.05.2023 год. Действие декларации соответствия распространяется на серийно выпускаемую продукцию, изготовленную с даты изготовления отобранных образцов (проб) продукции, прошедших исследования (испытания) и измерения: с 01.2023 года. Договор уполномоченного лица № 11-01-2023/2 от 11.01.2023 года.
Декларация о соответствии действительна с даты регистрации по 22.05.2028 включительно.
(подпись) М.П. Симонов Екатерина Андреевна (фамилия, имя, отчество)
Регистрационный номер декларации о соответствии: ЕАЭС N RU Д-CN.PA05.B.32513/23
Дата регистрации декларации о соответствии: 30.07.2023

CERTIFICATES



















QUALITY
IS OUR MISSION

VALUE PROPOSITION

- Provide quality products and quality products only
- Gain long-term trust of the customers
- Try to be the first choice in the industry

WHY ZENCQ?

Since zencQ was established, we have delivered our quality valve products to more than 20 countries. Our products have reached over 50,000 families, and are involved in more than 200 projects around the world. zencQ focuses on quality and is made by designers and engineers with over 20 years of experience.

From sketches over material selection and production, to testing and quality assurance, each step of the process is strictly controlled in accordance with the relevant requirements. All efforts are made to provide quality products to our customers.

1. RADIATOR VALVES 12

1.1. Thermostatic radiator valves
1.2. H-blocks
1.3. Lockshields
1.4. Manual radiator valves
1.5. Thermostatic heads and actuator

2. CONTROL VALVES 21

2.1. Automatic air vent
2.2. Safety groups
2.3. Pressure reducing valves
2.4. Y-strainers
2.5. Check valves
2.6. Balancing valves

3. PIPING SYSTEM 27

3.1. PE-Xa pipe
3.2. Fittings for PEX pipes
3.3. Multilayer composite pipe
3.4. Fittings for multilayer pipes

4. MANIFOLD SYSTEM 45

4.1. Mixing unit
4.2. Actuator
4.3. Ball valves for manifolds
4.4. Manifolds with flowmeters
4.5. Manifolds without flowmeters
4.6. Stainless steel manifold
4.7. Modular manifold with shut-off valves
4.8. Adaptors for multilayer and plastic pipes
4.9. Component for manifolds

5. BALL VALVES 54

5.1. Ball valves
5.2. Ball valves with tail piece
5.3. Ball valve for boiler
5.4. Bibcock
5.5. Ball valve with drain and air vent
5.6. Drain valve
5.7. Ball valve with temperature sensor socket
5.8. Ball valve with strainer
5.9. Valves for sanitary appliances

1. RADIATOR VALVES

1.1. Thermostatic radiator valves
1.2. H-blocks
1.3. Lockshields
1.4. Manual radiator valves
1.5. Thermostatic heads and actuator



TRV



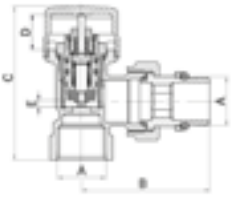

THERMOSTATIC VALVE ANGLE

Nominal diameter – 1/2"
Nominal working pressure, PN – 10 bar
Test pressure – 16 bar
Maximum working temperature – 110ºC
The size of the connection of the thermal head – M30*1,5

A	B, mm	C, mm	D, mm	E, mm	Weight, g	Product code		
1/2"	55	65,5	15	3	221	ZQTRV311D15	1	60

TRV



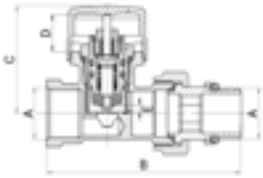

THERMOSTATIC VALVE STRAIGHT

Nominal diameter – 1/2"
Nominal working pressure, PN – 10 bar
Test pressure – 16 bar
Maximum working temperature – 110 ºC
The size of the connection of the thermal head – M30*1,5

A	B, mm	C, mm	D, mm	E, mm	Weight, g	Product code		
1/2"	78,5	43,5	15	3	221	ZQTRV312D15	1	60

TRV



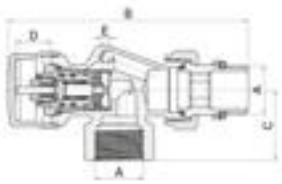

THERMOSTATIC VALVE AXIAL

Nominal diameter – 1/2"
Nominal working pressure, PN – 10 bar
Test pressure – 16 bar
Maximum working temperature – 110ºC
The size of the connection of the thermal head – M30*1,5

A	B, mm	C, mm	D, mm	E, mm	Weight, g	Product code		
1/2"	103	30,5	15	3	280	ZQTRV413D15	1	60

HRV



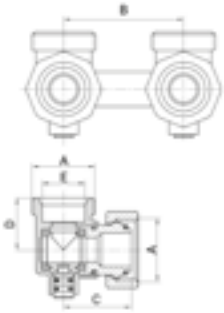

H-VALVE ANGLE

Nominal diameter – 1/2"
Rated working pressure, PN – 7 bar
Test pressure – 15 bar
Maximum operating temperature – 110ºC

A	B, mm	C, mm	D, mm	E, mm	Weight, g	Product code		
3/4"	50	27	22	18,1	270	**ZQHRV421D20**	1	50

HRV



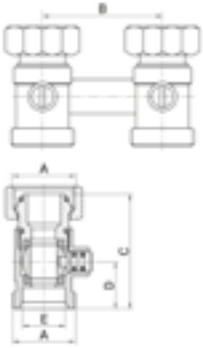

H-VALVE STRAIGHT

Nominal diameter – 1/2"
Rated working pressure, PN – 7 bar
Test pressure – 15 bar
Maximum operating temperature – 110ºC

A	B, mm	C, mm	D, mm	E, mm	Weight, g	Product code		
3/4"	50	48	21,2	18,1	260	**ZQHRV422D20**	1	50

HRV



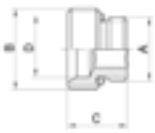

H-VALVE FITTING

Nominal diameter – 1/2"
Rated working pressure, PN – 7 bar
Test pressure – 15 bar
Maximum operating temperature – 110ºC

A	B	C, mm	D, mm	Weight, g	Product code		
1/2"	**3/4"**	19,5	18,1	36	**ZQHRV001**	1	500

LOC



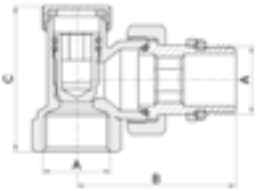

LOCKSHIELD ANGLE

Nominal diameter – 1/2"
Nominal operating pressure, PN – 10 bar
Test pressure – 16 bar
Maximum operating temperature – 110°C

A	B, mm	C, mm	Weight, g	Product code		
1/2"	49	44,5	153	ZQLOC111D15	1	60

LOC



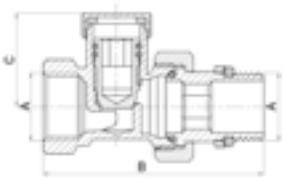

LOCKSHIELD STRAIGHT

Nominal diameter – 1/2"
Nominal operating pressure, PN – 10 bar
Test pressure – 16 bar
Maximum operating temperature – 110°C

A	B, mm	C, mm	Weight, g	Product code		
1/2"	67,5	28,5	165	ZQLOC112D15	1	60

LOC

NEW!



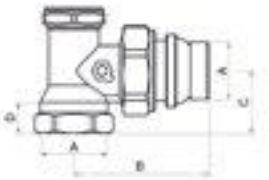

LOCKSHIELD ANGLE WITH O-RING, NEO

Nominal diameter – 1/2"
Nominal operating pressure, PN – 10 bar
Test pressure – 16 bar
Maximum operating temperature – 110°C

A	B, mm	C, mm	D, mm	Weight, g	Product code		
1/2"	48,5	22,3	10,5	144	ZQLOC011D15	15	150

LOC

NEW!





LOCKSHIELD STRAIGHT WITH O-RING, NEO

Nominal diameter – 1/2"
Nominal operating pressure, PN – 10 bar
Test pressure – 16 bar
Maximum operating temperature – 110°C

A	B, mm	Weight, g	Product code		
1/2"	10,6	149	ZQLOC012D15	15	150

MRV



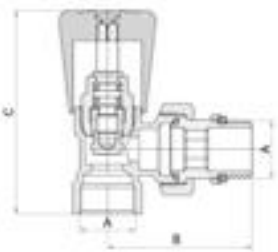

MANUAL RADIATOR VALVE ANGLE

Nominal diameter – 1/2"
Nominal operating pressure, PN – 10 bar
Test pressure – 16 bar
Maximum operating temperature – 110°C

A	B, mm	C, mm	Weight, g	Product code		
1/2"	53	74	215	ZQMRV211D15	1	60

MRV



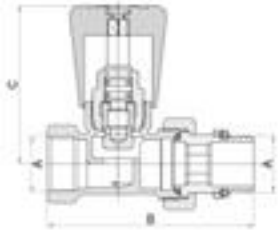

MANUAL RADIATOR VALVE STRAIGHT

Nominal diameter – 1/2"
Nominal operating pressure, PN – 10 bar
Test pressure – 16 bar
Maximum operating temperature – 110°C

A	B, mm	C, mm	Weight, g	Product code		
1/2"	76	57,5	228	ZQMRV212D15	1	60

MRV

NEW!



RADIATOR VALVE ANGLE WITH O-RING, NEO

Nominal diameter – 1/2"
Nominal operating pressure, PN – 10 bar
Test pressure – 16 bar
Maximum operating temperature – 110ºC

A	B, mm	C, mm	D, mm	Weight, g	Product code		
1/2"	49	22,3	10,5	158	**ZQMRV111D15**	10	100

MRV

NEW!



RADIATOR VALVE STRAIGHT WITH O-RING, NEO

Nominal diameter – 1/2"
Nominal operating pressure, PN – 10 bar
Test pressure – 16 bar
Maximum operating temperature – 110ºC

A	B, mm	C, mm	Weight, g	Product code		
1/2"	46	10,6	162	**ZQMRV112D15**	10	100

THE



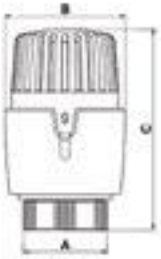

THERMOSTATIC RADIATOR HEAD

Type of connection – Threaded
Thread size – M30*1,5
Closing force – 90 N
Operating temperature range – 6~28°C
Lower limit of air temperature control (*) – 6°C
Upper limit of air temperature control – 28°C
Hysteresis – 1°C
Influence of differential pressure – 0,3°C
Influence of coolant temperature – 0,9°C
Ambient temperature range – -15 ... +50°C
Maximum allowable static pressure, D – 1,0 MPa
Maximum allowable pressure drop, W – 0,1 MPa
Response time, Z – 28 mnts

A	B, mm	C, mm	Weight, g	Product code		
M30*1,5	47,6	81	123	ZQTHE001	1	100

THE

NEW!



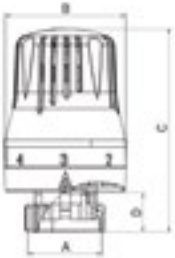

THERMOSTATIC HEAD WITH LIQUID SENSOR, KEYMARK

Type of connection – Threaded
Thread size – M30*1,5
Closing force – 90 N
Operating temperature range – 6~28°C
Lower limit of air temperature control (*) – 6°C
Upper limit of air temperature control – 28°C
Hysteresis – 1°C
Influence of differential pressure – 0,3°C
Influence of coolant temperature – 0,9°C
Ambient temperature range – -15 ... +50°C
Maximum allowable static pressure, D – 1,0 MPa
Maximum allowable pressure drop, W – 0,1 MPa
Response time, Z – 28 mnts

A	B, mm	C, mm	D, mm	Weight, g	Product code		
M30*1,5	51	82	12	123	ZQTHE002K	1	100

SER



ELECTROTHERMAL ACTUATOR

Connection type – Threaded
Thread size – M30*1,5
Developed force on stem – 110 N
Ambient temperature range (storage) – -5~60°C
Ambient temperature range (operating) – 0~60°C
Functional type – NC
Supply voltage – 220 V
Frequency – 50 Hz
Average power – 2-3 W
Max stroke – 4,5 mm
Body material – Reinforced nylon
Protection class against external influences – IP52
Cycle time (opening / closing) – 3-5 mnts
Connecting wire cross section – 2 x 0.65 mm²
Length of cable – 1 m

A	B, mm	C, mm	D, mm	E, mm	F, mm	Weight, g	Product code		
M30*1,5	44,6	48,4	52,2	56	4,5	115	**ZQSER1230NC**	1	100

2. CONTROL VALVES

2.1. Automatic air vent
2.2. Safety groups
2.3. Pressure reducing valves
2.4. Y-strainers
2.5. Check valves
2.6. Balancing valves



AIR



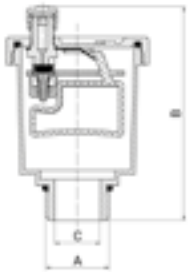

AIR VENT

Maximum working medium temperature — 110°C
Minimum working medium temperature — -20°C
Nominal operating pressure, PN — 10 bar
Test pressure — 15 bar
Operating pressure range for optimal performance — 0,03 – 0,7 MPa

A	B, mm	C, mm	Weight, g	Product code		
1/2"	68,3	15	132	ZQAIR201D15	15	150

AIR



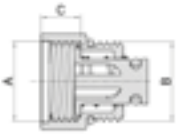

CHECK VALVE FOR AIR VENT

Maximum working medium temperature — 110°C
Minimum working medium temperature — -20°C
Nominal operating pressure, PN — 10 bar

A	B	C, mm	Weight, g	Product code		
1/2"	1/2"	12,7	39	ZQAIR202D15	50	500

SE



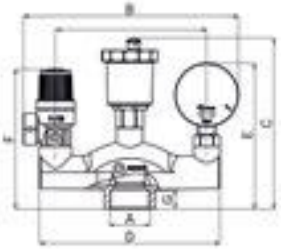

SAFETY GROUP

Maximum working medium temperature — 110°C
Rated working pressure, PN — 10 bar
Maximum power of the heating system (boiler) — 50 kW
Pressure gauge scale limit — 0 ÷ 4 bar
Relief valve set pressure — 3 bar
Safety valve connection thread — 1/2"
Mounting position — Vertical

A	B, mm	C, mm	D, mm	E, mm	F, mm	G, mm	Weight, g	Product code		
1"	173	137,3	145	116,9	112,2	15	695	ZQSE01	2	20

SE

NEW!

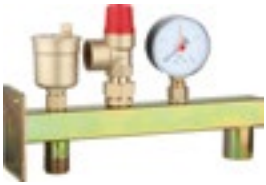

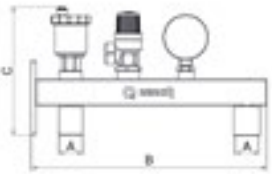

SAFETY GROUP FOR INSTALLATION ON EXPANSION VESSELS 3/4"

Connecting thread: 3/4" male
Material: galvanized steel
Rated working pressure, PN — 10 bar
Maximum working medium temperature — 110°C

A	B, mm	C, mm	Weight, g	Product code		
3/4"	270	146,85	1200	ZQSE02	1	16

SE

NEW!



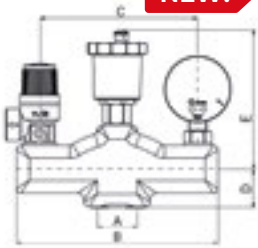

SAFETY GROUP IN THERMAL INSULATION

Maximum working medium temperature — 110°C
Rated working pressure, PN — 10 bar
Maximum power of the heating system (boiler) — 50 kW
Pressure gauge scale limit — 0 ÷ 4 bar
Relief valve set pressure — 3 bar
Safety valve connection thread — 1/2"
Mounting position — Vertical

A	B, mm	C, mm	D, mm	E, mm	Weight, g	Product code		
1"	155	121,6	29,3	108	720	ZQSE03	1	12

SE



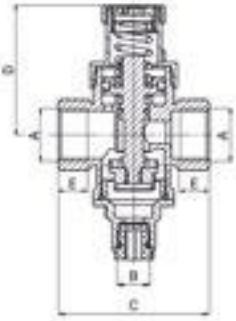

PRESSURE REDUCING VALVE PN16

Maximum working medium temperature — 110°C
Minimum working medium temperature — 0°C
Nominal operating pressure, PN — 16 bar
Pressure setting range — 1-5 bar
Factory pressure setting — 3 bar
Working environment type — Water, glycol
Nominal flow (at 2 m/s according to DIN EN 1567) — 1,305 m3/h

	A	B	C, mm	D, mm	E, mm	Weight, g	Product code		
	1/2"	1/4"	59,8	51,4	11,5	362	ZQSE201D15	6	60
NEW!	3/4"	1/4"	65,2	50,9	13	400	ZQSE201D20		

PRE



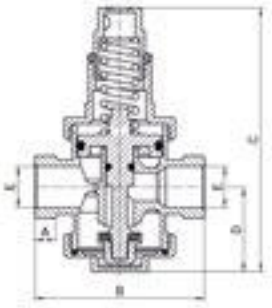

PRESSURE REDUCING VALVE PN25

Maximum working medium temperature — 80°C
Minimum working medium temperature — 0°C
Nominal operating pressure, PN — 25 bar
Pressure setting range — 1-6 bar
Factory pressure setting — 3 bar
Working environment type — Water, glycol
Nominal flow (at 2 m/s according to DIN EN 1567) — 1,305 m3/h
Flow rate at 3 bar pressure drop (ZQPRE300D25) — 7,68 m3/h
Flow rate at 3 bar pressure drop (ZQPRE300D32) — 10,2 m3/h

	A	B, mm	C, mm	D, mm	E, mm	Weight, g	Product code		
NEW!	1/2"	70	116	37,5	13	590	ZQPRE300D15	3	30
NEW!	3/4"	78	116	37,5	13	670	ZQPRE300D20	3	30
	1"	95	145,5	44,3	15	1179	ZQPRE300D25	2	20
	1 1/4"	114	174,3	51,3	17	1817	ZQPRE300D32	2	20
NEW!	1 1/2"	116	178	54,5	18	1957	ZQPRE300D40	1	12
NEW!	2"	120	192	65	22	2875	ZQPRE300D50	1	12

2.4.Y-STRAINERS

YS



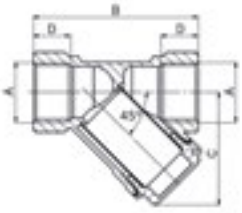

Y-STRAINER

Connection type — Threaded
Maximum operating temperature — 110°C
Nominal pressure, PN — 20 bar
Mesh size (1/2" - 1") — 500 microns
Mesh size (1*1/4" - 1*1/2") — 700 microns
Mesh size (2") — 850 microns

A	B, mm	C, mm	D, mm	Weight, g	Product code		
1/2"	57,5	39,3	13	133	**ZQYS200D15**	16	160
3/4"	65,5	48,7	14,5	207	**ZQYS200D20**	12	72
1"	75	54,3	15,5	297	**ZQYS200D25**	8	48
1 1/4"	90	67,2	17,5	540	**ZQYS200D32**	4	40
1 1/2"	101	78,1	18	718	**ZQYS200D40**	3	30
2"	122	96	22	1149	**ZQYS200D50**	2	20

2.5. CHECK VALVES

CV



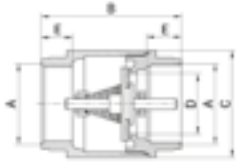

CHECK VALVE

Connection type — Threaded
Maximum operating temperature — 90°C
Nominal pressure (1/2" - 1"), PN — 16 bar
Nominal pressure (1 1/4" - 2"), PN — 10 bar
Minimum opening pressure — 0,036 bar
Core material — Brass

A	B, mm	C, mm	D, mm	E, mm	Weight, g	Product code		
1/2"	48	30	15	12,5	125	**ZQCV200D15**	30	360
3/4"	52	36,6	18,5	13,5	173	**ZQCV200D20**	15	180
1"	58	44	25	14,5	250	**ZQCV200D25**	12	144
1 1/4"	66	55,5	28	15	400	**ZQCV200D32**	6	72
1 1/2"	71	63	38,5	15	550	**ZQCV200D40**	8	48
2"	80	78	54	16,5	786	**ZQCV200D50**	3	18

BAL

NEW!



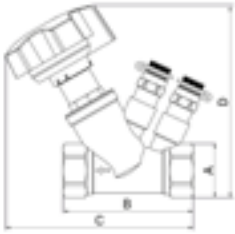

BALANCING VALVE

Maximum working medium temperature — 120°C
Minimum working medium temperature — -20°C
Nominal operating pressure, PN — 20 bar
Test pressure — 25 bar
Connection type — Threaded
Threaded connection standard — ISO 228-1
Working environment type — Water, glycol

A	B, mm	C, mm	D, mm	Weight, g	Product code		
1/2"	77	113	94	495	ZQBAL200D15	1	20
3/4"	82	118	105	593	ZQBAL200D20	1	20
1"	92	128	114	726	ZQBAL200D25	1	20
1 1/4"	105	142	131	1027	ZQBAL200D32	1	20
1 1/2"	115	151	140	1249	ZQBAL200D40	1	20
2"	131	161	151	1770	ZQBAL200D50	1	20

3. PIPING SYSTEM

3.1. PE-Xa pipe
3.2. Fittings for PEX pipes
3.3. Multilayer composite pipe
3.4. Fittings for multilayer pipes



PEXA

NEW!



PE-Xa PIPE FOR UNDERFLOOR HEATING

Volume of liquid — 0,113 l/m
Maximum short-term operating temperature of the medium — 90°C
Maximum pressure at temperature (95°C) — 10 bar
Tensile strength at 20°C — 50 bar
Pressure characteristic — SDR8 / S3,5
Weight — 90 g/m
Minimum bend radius — 35 mm
Wall thermal conductivity — 0,38 W/m °K
Pipe service life — 50 years

External diameter, mm	Inner diameter, mm	Wall thickness, mm	Product code	Coil length, m
16	12	2	ZQPEXA1620R200	200

PEXA

NEW!



PE-XA PIPE FOR HEATING AND WATER SUPPLY

Nominal pressure, PN — 10 bar
Maximum working temperature — 90°C

External diameter, mm	Inner diameter, mm	Wall thickness, mm	Product code	Coil length, m
16	11,6	2,2	ZQPEXA1622R200	200
20	14,4	2,8	ZQPEXA2028R100	100
20	14,4	2,8	ZQPEXA2028R200	200
25	18	3,5	ZQPEXA2535R50	50
32	23,2	4,4	ZQPEXA3244R50	50

SF

NEW!

SLEEVE

Maximum working pressure — 16 bar
Maximum working temperature — 95°C





Size	A, mm	B, mm	C, mm	Product code		
16	16,8	24	21,5	**ZQSF0116**	5	280
20	20,6	25	25	**ZQSF0120**	5	180
25	25,5	27,5	30,4	**ZQSF0125**	5	120
32	32,8	34	39	**ZQSF0132**	5	70

SF

NEW!

MALE STRAIGHT FITTING

Maximum working pressure — 16 bar
Maximum working temperature — 95°C



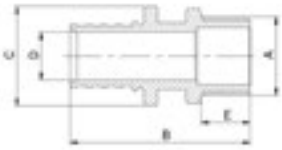

Size	A	B, mm	C, mm	D, mm	E, mm	Product code		
16	**1/2"**	43	22	10	13	**ZQSF021604**	5	200
16	**3/4"**	43	22	10	13	**ZQSF021605**	5	160
20	**1/2"**	47,5	26	12,5	13	**ZQSF022004**	5	160
20	**3/4"**	47,5	26	12,5	13	**ZQSF022005**	5	120
25	**1/2"**	55	31	15	13	**ZQSF022504**	5	110
25	**3/4"**	55	31	15	13	**ZQSF022505**	5	100
25	**1"**	58	31	15	16	**ZQSF022506**	5	70
32	**3/4"**	60,7	39,5	20	13	**ZQSF023205**	5	60
32	**1"**	63,7	39,5	20	16	**ZQSF023206**	5	50

SF

NEW!



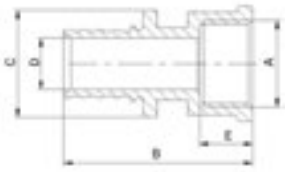

FEMALE STRAIGHT FITTING

Maximum working pressure — 16 bar
Maximum working temperature — 95°C

Size	A	B, mm	C, mm	D, mm	E, mm	Product code		
16	**1/2"**	42	22	10	13	**ZQSF031604**	5	180
16	**3/4"**	42	22	10	13	**ZQSF031605**	5	105
20	**1/2"**	46,5	26	12,5	13	**ZQSF032004**	5	135
20	**3/4"**	46,5	26	12,5	13	**ZQSF032005**	5	90
25	**1/2"**	54	31	15	13	**ZQSF032504**	5	100
25	**3/4"**	54	31	15	13	**ZQSF032505**	5	90
25	**1"**	58	31	15	17	**ZQSF032506**	5	50
32	**1"**	63,7	39,5	17	17	**ZQSF033206**	5	55

SF

NEW!



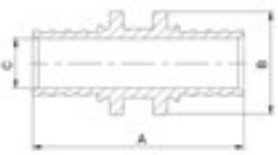

DOUBLE STRAIGHT FITTING

Maximum working pressure — 16 bar
Maximum working temperature — 95°C

Size	A, mm	B, mm	C, mm	Product code		
16	44,5	22	10	**ZQSF0416**	5	250
20	53,5	26	12,5	**ZQSF0420**	5	135
25	68,5	31	15	**ZQSF0425**	5	80
32	79,9	39,5	20	**ZQSF0432**	5	40

SF

NEW!





REDUCED STRAIGHT FITTING

Maximum working pressure — 16 bar
Maximum working temperature — 95°C

Size	A, mm	B, mm	C, mm	D, mm	E, mm	Product code		
16x20	48	26	12.5	22	10	**ZQSF051620**	5	160
16x25	56	31	15	22	10	**ZQSF051625**	5	100
20x25	65	31	15	26	12,5	**ZQSF052025**	5	90
25x32	80,2	39,5	20	31	15	**ZQSF052532**	5	40

SF

NEW!



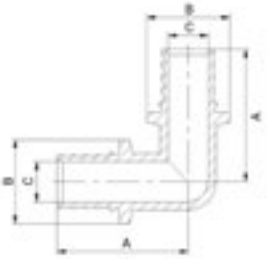

ELBOW

Maximum working pressure — 16 bar
Maximum working temperature — 95°C

Size	A, mm	B, mm	C, mm	Product code		
16	37	22	10	**ZQSF0616**	5	150
20	41	26	12,5	**ZQSF0620**	5	90
25	53	31	15	**ZQSF0625**	5	50
32	63	39,5	20	**ZQSF0632**	5	25

SF

NEW!



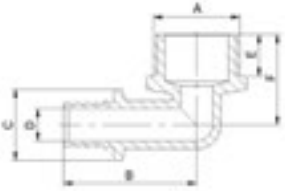

MALE ELBOW

Maximum working pressure — 16 bar
Maximum working temperature — 95°C

Size	A, mm	B, mm	C, mm	D, mm	E, mm	F, mm	Product code		
16	1/2"	38	22	10	13	26	ZQSF071604	5	150
16	3/4"	41	22	10	13	28	ZQSF071605	5	100
20	1/2"	44	26	12.5	13	28	ZQSF072004	5	120
20	3/4"	46	26	12,5	13	30	ZQSF072005	5	90
25	3/4"	54,5	31	15	13	33,5	ZQSF072505	5	50
25	1"	58,5	31	15	16	37	ZQSF072506	5	45
32	1"	-	-	-	-	-	ZQSF073206	-	-

SF

NEW!



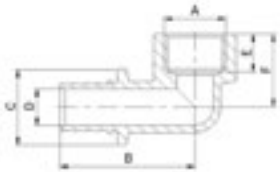

FEMALE ELBOW

Maximum working pressure — 16 bar
Maximum working temperature — 95°C

Size	A, mm	B, mm	C, mm	D, mm	E, mm	F, mm	Product code		
16	1/2"	41,5	22	10	13	23	ZQSF081604	5	120
20	1/2"	46	26	12,5	13	25	ZQSF082004	5	90
20	3/4"	49	26	12,5	13	25	ZQSF082005	5	70
25	3/4"	56,5	31	15	13	25	ZQSF082505	5	50
32	1"	-	-	-	-	-	ZQSF083206	-	-

SF

NEW!



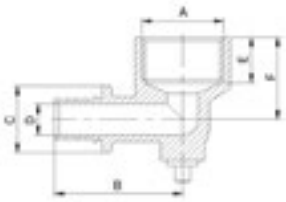

WALLPLATE ELBOW

Maximum working pressure — 16 bar
Maximum working temperature — 95°C

Size	A, mm	B, mm	C, mm	D, mm	E, mm	F, mm	Product code		
16	**1/2"**	41	22	10	27	15	**ZQSF091604**	5	60
20	**1/2"**	45	26	12,5	27	15	**ZQSF092004**	5	40
20	**3/4"**	48	26	12,5	27	15	**ZQSF092005**	5	40

SF

NEW!



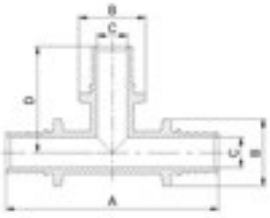

EQUAL TEE

Maximum working pressure — 16 bar
Maximum working temperature — 95°C

Size	A, mm	B, mm	C, mm	D, mm	Product code		
16x16x16	70	22	10	35	**ZQSF1016**	5	90
20x20x20	80	26	12,5	43,5	**ZQSF1020**	5	60
25x25x25	100	31	15	54	**ZQSF1025**	5	30
32x32x32	120	39,5	20	64	**ZQSF1032**	5	20

SF

NEW!



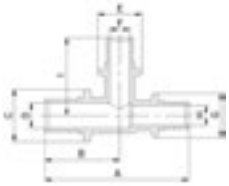

REDUCED TEE

Maximum working pressure — 16 bar
Maximum working temperature — 95°C

Size	A, mm	B, mm	C, mm	D, mm	E, mm	F, mm	G, mm	H, mm	I, mm	Product code		
16x20x16	70	35	22	10	26	12,5	22	10	42	ZQSF11162016	5	90
20x16x16	72	37,5	26	12,5	22	10	22	10	38,5	ZQSF11201616	5	90
20x16x20	78	39	26	12,5	22	10	26	12,5	40,5	ZQSF11201620	5	60
20x20x16	76,5	41	26	12,5	26	12,5	22	10	43,5	ZQSF11202016	5	60
20x25x16	80	42	26	12,5	31	15	22	10	51,3	ZQSF11202516	5	40
20x25x20	86	43	26	12,5	31	15	26	12,5	51,5	ZQSF11202520	5	40
25x16x16	82	46	31	15	22	10	22	10	42	ZQSF11251616	5	50
25x16x20	87	47	31	15	22	10	26	12,5	42	ZQSF11251620	5	50
25x16x25	92	46	31	14,7	22	10	31	14,7	42,5	ZQSF11251625	5	40
25x20x16	86	48	31	15	26	12,5	22	10	46	ZQSF11252016	5	45
25x20x20	90,5	48,5	31	15	26	12,5	26	12,5	47	ZQSF11252020	5	40
25x20x25	96	48	31	15	26	12,5	31	15	46,5	ZQSF11252025	5	40
25x25x16	92	52	31	15	31	15	22	10	54,5	ZQSF11252516	5	40
25x25x20	98	52	31	15	31	15	26	12,5	54,5	ZQSF11252520	5	40
25x32x25	106	53	31	15	39,5	20	31	15	60,5	ZQSF11253225	5	25
32x16x32	106	53	39,5	20	22	10	39,5	20	46	ZQSF11321632	5	20
32x20x25	-	-	-	-	-	-	-	-	-	ZQSF11322025	5	20
32x20x32	110	55	39,5	20	26	12,5	39,5	20	51	ZQSF11322032	5	20
32x25x25	-	-	-	-	-	-	-	-	-	ZQSF11322525	5	20
32x25x32	112	56	39,5	20	31	15	39,5	20	58	ZQSF11322532	5	20

SF

NEW!



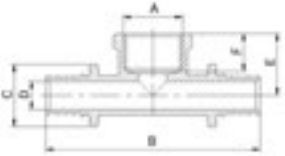

FEMALE TEE

Maximum working pressure — 16 bar
Maximum working temperature — 95°C

Size	A	B, mm	C, mm	D, mm	E, mm	F, mm	Product code		
16x16	1/2"	76	22	10	22	13,5	ZQSF121604	5	70
20x20	1/2"	86,6	26	12,5	23	13,5	ZQSF122004	5	55
25x25	3/4"	110	31	15	25,5	15	ZQSF122505	5	40

SF

NEW!



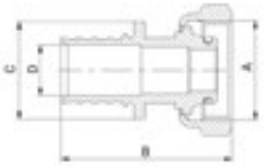

STRAIGHT FITTING WITH LOOSE NUT (FLAT CONNECTION)

Maximum working pressure — 16 bar
Maximum working temperature — 95°C

Size	A	B, mm	C, mm	D, mm	Product code		
16	1/2“	-	-	-	ZQSF141604	5	240
16	3/4"	40,5	22	-	ZQSF141605	5	150
20	1/2“	-	-	-	ZQSF142004	5	150
20	3/4”	44,3	26	-	ZQSF142005	5	135
25	3/4”	-	-	-	ZQSF142505	5	90
25	1”	-	-	-	ZQSF142506	5	70
32	1"	-	-	-	ZQSF143206	5	50

SF

NEW!



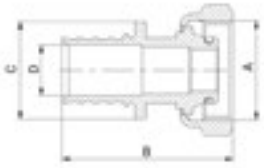

STRAIGHT FITTING WITH LOOSE NUT (EUROCONE CONNECTION)

Maximum working pressure — 16 bar
Maximum working temperature — 95°C

Size	A	B, mm	C, mm	D, mm	Product code		
16	3/4"	40,5	22	-	ZQSF151605	6	180

SF

NEW!



L-SHAPED CONNECTION TUBE

Maximum working pressure — 16 bar
Maximum working temperature — 95°C

Size	Product code		
16x250	ZQSF1616250	-	-

3.3. MULTILAYER COMPOSITE PIPE

MCP

NEW!



MULTILAYER COMPOSITE PIPE

Nominal pressure, PN — 10 bar
Maximum working temperature — 90°C

External diameter, mm	Inner diameter, mm	Wall thickness, mm	Product code	Coil length, m
16	12	2	ZQMCP16200	200
16	12	2	ZQMCP16100	100
20	16	2	ZQMCP20100	100
26	20	3	ZQMCP2650	50
32	26	3	ZQMCP3250	50

3.4. FITTINGS FOR MULTILAYER PIPES

PF

NEW!



DOUBLE STRAIGHT PRESS FITTING

Working pressure — 10 bar
Maximum working temperature — 95°C

Size	Product code		
16	ZQPF0416	10	170
20	ZQPF0420	10	140
26	ZQPF0426	5	90
32	ZQPF0432	5	50

PF

NEW!



REDUCED STRAIGHT PRESS FITTING

Working pressure — 10 bar
Maximum working temperature — 95°C

Size	Product code		
20x16	ZQPF052016	10	140
26x16	ZQPF052616	5	110
26x20	ZQPF052620	5	110
32x20	ZQPF053220	5	70
32x26	ZQPF053226	5	70

PF

NEW!



MALE STRAIGHT PRESS FITTING

Working pressure — 10 bar
Maximum working temperature — 95°C

Size	G	Product code		
16	1/2"	ZQPF021604	10	240
16	3/4"	ZQPF021605	10	180
20	1/2"	ZQPF022004	10	180
20	3/4"	ZQPF022005	10	160
20	1"	ZQPF022006	10	120
26	3/4"	ZQPF022605	5	100
26	1"	ZQPF022606	5	100
32	1"	ZQPF023206	5	90

PF

NEW!

FEMALE STRAIGHT PRESS FITTING

Working pressure — 10 bar
Maximum working temperature — 95°C



Size	G	Product code		
16	1/2"	ZQPF031604	10	180
16	3/4"	ZQPF031605	10	170
20	1/2"	ZQPF032004	10	170
20	3/4"	ZQPF032005	10	150
20	1"	ZQPF032006	5	110
26	3/4"	ZQPF032605	5	120
26	1"	ZQPF032606	5	90
32	1"	ZQPF033206	5	80

PF

NEW!

ELBOW PRESS FITTING

Working pressure — 10 bar
Maximum working temperature — 95°C



Size	Product code		
16	ZQPF0616	-	-
20	ZQPF0620	-	-
26	ZQPF0626	-	-
32	ZQPF0632	-	-

PF

NEW!

MALE ELBOW PRESS FITTING

Working pressure — 10 bar
Maximum working temperature — 95°C



Size	G	Product code		
16	1/2"	ZQPF071604	10	200
20	1/2"	ZQPF072004	10	160
20	3/4"	ZQPF072005	10	150
26	3/4"	ZQPF072605	5	80
26	1"	ZQPF072606	-	-
32	1"	ZQPF073206	-	-

PF

NEW!

FEMALE ELBOW PRESS FITTING

Working pressure — 10 bar
Maximum working temperature — 95°C



Size	G	Product code		
16	1/2"	ZQPF081604	10	200
20	1/2"	ZQPF082004	10	140
20	3/4"	ZQPF082005	10	120
26	3/4"	ZQPF082605	5	100
26	1"	ZQPF082606	-	-
32	1"	ZQPF083206	-	-

PF

NEW!

WALLPLATE ELBOW PRESS FITTING

Working pressure — 10 bar
Maximum working temperature — 95°C



Size	G	Product code		
16	1/2"	ZQPF091604	10	120
20	1/2"	ZQPF092004	10	80
20	3/4"	ZQPF092005	10	70
26	3/4"	ZQPF092605	5	55

PF

NEW!

DOUBLE WALLPLATE ELBOW PRESS FITTING

Working pressure — 10 bar
Maximum working temperature — 95°C



Size	G	Product code		
16	1/2"	ZQPF011604	5	60
20	1/2"	ZQPF012004	5	50

PF

NEW!



REDUCED TEE PRESS FITTING

Working pressure — 10 bar
Maximum working temperature — 95°C

Size	Product code		
16x20x16	ZQPF11162016	10	100
20x16x16	ZQPF11201616	10	100
20x16x20	ZQPF11201620	10	80
20x20x16	ZQPF11202016	10	90
26x16x16	ZQPF11261616	10	70
26x16x20	ZQPF11261620	10	70
26x16x26	ZQPF11261626	5	60
26x20x16	ZQPF11262016	5	60
26x20x20	ZQPF11262020	5	60
26x20x26	ZQPF11262026	5	50
26x26x16	ZQPF11262616	5	50
26x26x20	ZQPF11262620	5	50
26x32x26	ZQPF11263226	5	50
32x16x32	ZQPF11321632	5	40
32x20x32	ZQPF11322032	5	40
32x26x26	ZQPF11322626	5	40

PF

NEW!

EQUAL TEE PRESS FITTING

Working pressure — 10 bar
Maximum working temperature — 95°C



Size	Product code		
16	ZQPF1016	10	100
20	ZQPF1020	5	70
26	ZQPF1026	5	50
32	ZQPF1032	5	30

PF

NEW!

MALE TEE PRESS FITTING

Working pressure — 10 bar
Maximum working temperature — 95°C



Size	G	Product code		
16x16	1/2"	ZQPF131604	10	100
20x20	1/2"	ZQPF132004	10	80
20x20	3/4"	ZQPF132005	10	80
26x26	3/4"	ZQPF132605	5	50

PF



NEW!

FEMALE TEE PRESS FITTING

Working pressure — 10 bar
Maximum working temperature — 95°C

Size	G	Product code		
16x16	1/2"	ZQPF121604	10	100
20x20	1/2"	ZQPF122004	10	80
20x20	3/4"	ZQPF122005	10	80
26x26	1/2"	ZQPF122604	5	60
26x26	3/4"	ZQPF122605	5	50
32x32	1/2"	ZQPF123204	5	40
32x32	3/4"	ZQPF123205	5	40
32x32	1"	ZQPF123206	5	30

PF



NEW!

STRAIGHT PRESS FITTING WITH LOOSE NUT (FLAT CONNECTION)

Working pressure — 10 bar
Maximum working temperature — 95°C

Size	G	Product code		
16	1/2"	ZQPF141604	10	130
16	3/4"	ZQPF141605	10	90
20	1/2"	ZQPF142004	-	-
20	3/4"	ZQPF142005	-	-
26	3/4"	ZQPF142605	5	60
26	1"	ZQPF142606	-	-
32	1"	ZQPF143206	-	-

4. MANIFOLD SYSTEMS

4.1. Mixing unit
4.2. Actuator
4.3. Ball valves for manifolds
4.4. Manifolds with flowmeters
4.5. Manifolds without flowmeters
4.6. Stainless steel manifold
4.7. Modular manifold with shut-off valves
4.8. Adaptors for multilayer and plastic pipes
4.9. Component for manifolds



MIX



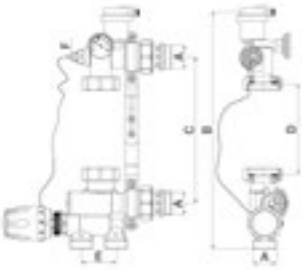

MIXING UNIT WITHOUT PUMP

Maximum primary circuit temperature — 90°C
Max pressure — 10 bar
Maximum differential pressure of the primary circuit, ΔP max. — 1 bar
Minimum differential pressure of the primary circuit, ΔP min. — 0,1 bar
Temperature control range in the secondary circuit (on the thermal head) — 20÷60°C
Heating output, (bypass setting 0) — 10 kW
Heating output, (bypass setting 5) — 12,5 kW
Max throughput Kv — 4,8 m3/h
Thermometer scale range — 0 - 80°C
Connection diameter — 1"
Pump connection diameter — 1*1/2"
Installation length of the installed pump — 130 (180) mm
Thermal head capillary length — 2 m
Connection thread for thermostatic head — M30*1,5

A	B, mm	C, mm	D, mm	E, mm	F, mm	Weight, g	Product code		
1"	343,5	210–260	130	50	11,5	2255	ZQMIX101D25	1	5

SER





ELECTROTHERMAL ACTUATOR

Connection type – Threaded
Thread size – M30*1,5
Developed force on stem – 110 N
Ambient temperature range (storage) – -5~60 °C
Ambient temperature range (operating) – 0~60 °C
Functional type – NC
Supply voltage – 220 V
Frequency – 50 Hz
Average power – 2-3 W
Max stroke – 4,5 mm
Body material – Reinforced nylon
Protection class against external influences – IP52
Cycle time (opening / closing) – 3-5 mnts
Connecting wire cross section – 2 x 0.65 mm²
Length of cable – 1 m

A	B, mm	C, mm	D, mm	E, mm	F, mm	Weight, g	Product code		
M30*1,5	44,6	48,4	52,2	56	4,5	115	ZQSER1230NC	1	100

SPA



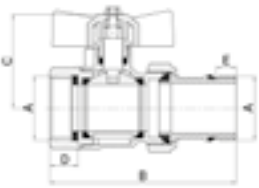

BALL VALVE FOR MANIFOLDS WITH BLUE HANDLE

Closure tightness class — A
Reparability — Yes
Nominal diameter — 1"
Nominal operating pressure, PN — 16 bar
Maximum operating temperature — 120°C
Connection type — Threaded
Threaded connection standard — ISO 228-1

A	B, mm	C, mm	D, mm	E, mm	Weight, g	Product code		
1"	96,5	48,3	15	10,5	434	ZQSPA01D25	2	50

SPA



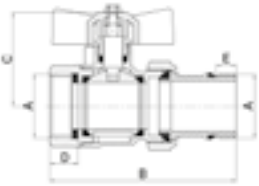

BALL VALVE FOR MANIFOLDS WITH RED HANDLE

Closure tightness class — A
Reparability — Yes
Nominal diameter — 1"
Nominal operating pressure, PN — 16 bar
Maximum operating temperature — 120°C
Connection type — Threaded
Threaded connection standard — ISO 228-1

A	B, mm	C, mm	D, mm	E, mm	Weight, g	Product code		
1"	96,5	48,3	15	10,5	434	ZQSPA02D25	2	50

SSM





MANIFOLD WITH FLOWMETERS

Maximum working medium temperature – 70°C
Permissible ambient temperatures – -10 ÷ +40°C
Working pressure PN – 10 bar
Outlet thread diameter – 3/4"
Thermostatic valve thread diameter – M30*1,5
Center distance (between outputs) – 50 mm
Thread type – Cylindrical
Wall thickness – 1,5 mm
Conditional throughput of the adjusting valve at the indications of the flow meter – 0-5 l/m

A	B	Outputs	C, mm	D, mm	E, mm	F, mm	G, mm	H, mm	Weight, g	Product code		
1"	3/4"	2	130	331	195–220	40	50	32	1417	ZQSSM0125W02	1	5
1"	3/4"	3	180	331	195–220	40	50	32	1836	ZQSSM0125W03	1	8
1"	3/4"	4	230	331	195–220	40	50	32	2262	ZQSSM0125W04	1	8
1"	3/4"	5	280	331	195–220	40	50	32	2673	ZQSSM0125W05	1	8
1"	3/4"	6	330	331	195–220	40	50	32	3101	ZQSSM0125W06	1	6
1"	3/4"	7	380	331	195–220	40	50	32	3522	ZQSSM0125W07	1	6
1"	3/4"	8	430	331	195–220	40	50	32	3952	ZQSSM0125W08	1	6
1"	3/4"	9	480	331	195–220	40	50	32	4359	ZQSSM0125W09	1	6
1"	3/4"	10	530	331	195–220	40	50	32	4790	ZQSSM0125W10	1	4
1"	3/4"	11	580	331	195–220	40	50	32	5198	ZQSSM0125W11	1	4
1"	3/4"	12	630	331	195–220	40	50	32	5643	ZQSSM0125W12	1	4

SSM





MANIFOLD WITH FLOWMETERS, AIR VENT VALVE AND DRAIN VALVE

Maximum working medium temperature – 70°C
Permissible ambient temperatures – -10 ÷ +40°C
Working pressure PN – 10 bar
Outlet thread diameter – 3/4"
Thermostatic valve thread diameter – M30*1,5
Center distance (between outputs) – 50 mm
Thread type – Cylindrical
Wall thickness – 1,5 mm
Conditional throughput of the adjusting valve at the indications of the flow meter – 0-5 l/m

A	B	Outputs	C, mm	D, mm	E, mm	F, mm	G, mm	H, mm	Weight, g	Product code		
1"	3/4"	2	130	331	195–220	40	50	32	1906	ZQSSM0325W02	1	5
1"	3/4"	3	180	331	195–220	40	50	32	1949	ZQSSM0325W03	1	8
1"	3/4"	4	230	331	195–220	40	50	32	2372	ZQSSM0325W04	1	8
1"	3/4"	5	280	331	195–220	40	50	32	2805	ZQSSM0325W05	1	8
1"	3/4"	6	330	331	195–220	40	50	32	3238	ZQSSM0325W06	1	6
1"	3/4"	7	380	331	195–220	40	50	32	3671	ZQSSM0325W07	1	6
1"	3/4"	8	430	331	195–220	40	50	32	4114	ZQSSM0325W08	1	6
1"	3/4"	9	480	331	195–220	40	50	32	4547	ZQSSM0325W09	1	6
1"	3/4"	10	530	331	195–220	40	50	32	4969	ZQSSM0325W10	1	4
1"	3/4"	11	580	331	195–220	40	50	32	5796	ZQSSM0325W11	1	4
1"	3/4"	12	630	331	195–220	40	50	32	6158	ZQSSM0325W12	1	3

SSM





MANIFOLD WITHOUT FLOWMETERS

Maximum working medium temperature – 90°C
Permissible ambient temperatures – -10 ÷ +40°C
Working pressure PN – 10 bar
Outlet thread diameter – 3/4"
Center distance (between outputs) – 50 mm
Thread type – Cylindrical
Wall thickness – 1,5 mm

A	B	Outputs	C, mm	D, mm	E, mm	F, mm	G, mm	H, mm	Weight, g	Product code		
1"	3/4"	2	130	331	195–220	40	50	32	1485	ZQSSM0225W02	1	5
1"	3/4"	3	180	331	195–220	40	50	32	1910	ZQSSM0225W03	1	5
1"	3/4"	4	230	331	195–220	40	50	32	2342	ZQSSM0225W04	1	5
1"	3/4"	5	280	331	195–220	40	50	32	2759	ZQSSM0225W05	1	5
1"	3/4"	6	330	331	195–220	40	50	32	3194	ZQSSM0225W06	1	5
1"	3/4"	7	380	331	195–220	40	50	32	3621	ZQSSM0225W07	1	5
1"	3/4"	8	430	331	195–220	40	50	32	4058	ZQSSM0225W08	1	5
1"	3/4"	9	480	331	195–220	40	50	32	4471	ZQSSM0225W09	1	3
1"	3/4"	10	530	331	195–220	40	50	32	4908	ZQSSM0225W10	1	3
1"	3/4"	11	580	331	195–220	40	50	32	5322	ZQSSM0225W11	1	3
1"	3/4"	12	630	331	195–220	40	50	32	5773	ZQSSM0225W12	1	3

SSM





MANIFOLD WITHOUT FLOWMETERS, WITH AIR VENT VALVE AND DRAIN VALVE

Maximum working medium temperature – 90°C
Permissible ambient temperatures – -10 ÷ +40°C
Working pressure PN – 10 bar
Outlet thread diameter – 3/4"
Center distance (between outputs) – 50 mm
Thread type – Cylindrical
Wall thickness – 1,5 mm

A	B	Outputs	C, mm	D, mm	E, mm	F, mm	G, mm	H, mm	Weight, g	Product code		
1"	3/4"	2	130	331	195–220	40	50	32	1974	ZQSSM0425W02	1	5
1"	3/4"	3	180	331	195–220	40	50	32	2400	ZQSSM0425W03	1	8
1"	3/4"	4	230	331	195–220	40	50	32	2823	ZQSSM0425W04	1	5
1"	3/4"	5	280	331	195–220	40	50	32	3258	ZQSSM0425W05	1	5
1"	3/4"	6	330	331	195–220	40	50	32	3685	ZQSSM0425W06	1	5
1"	3/4"	7	380	331	195–220	40	50	32	4122	ZQSSM0425W07	1	5
1"	3/4"	8	430	331	195–220	40	50	32	4535	ZQSSM0425W08	1	3
1"	3/4"	9	480	331	195–220	40	50	32	4972	ZQSSM0425W09	1	3
1"	3/4"	10	530	331	195–220	40	50	32	5386	ZQSSM0425W10	1	3
1"	3/4"	11	580	331	195–220	40	50	32	5837	ZQSSM0425W11	1	3
1"	3/4"	12	630	331	195–220	40	50	32	6288	ZQSSM0425W12	1	3

SSM

NEW!



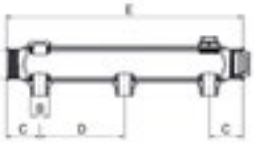

STAINLESS STEEL MANIFOLD WITH INTERAXE 100 MM

Maximum working medium temperature — 90°C
Working pressure PN — 10 bar
Outlet thread diameter — 1/2"
Body thread diameter — 1"
Center distance (between outputs) — 100 mm
Wall thickness — 1,5 mm

A	B	Outputs	C, mm	D, mm	E, mm	Weight, g	Product code		
1"	1/2"	2	40	100	280	705	ZQSSM0925W02	1	5
1"	1/2"	3	40	100	380	991	ZQSSM0925W03	1	5
1"	1/2"	4	40	100	480	1277	ZQSSM0925W04	1	5
1"	1/2"	5	40	100	580	1563	ZQSSM0925W05	1	5
1"	1/2"	6	40	100	680	1849	ZQSSM0925W06	1	5
1"	1/2"	7	40	100	780	2135	ZQSSM0925W07	1	5
1"	1/2"	8	40	100	880	2421	ZQSSM0925W08	1	3

zencQ 4.7. MODULAR MANIFOLD WITH SHUT-OFF VALVES

SSM

NEW!



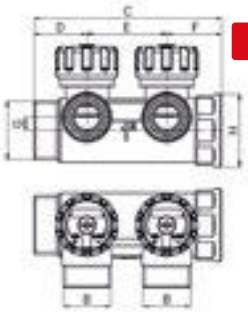

MODULAR MANIFOLD WITH SHUT-OFF VALVES

Maximum working medium temperature — 90°C
Working pressure PN — 10 bar
Outlet thread diameter — 3/4EK"
Body thread diameter — 1"
Center distance (between outputs) — 100 mm

A	B	Outputs	C, mm	D, mm	E, mm	F, mm	G, mm	H, mm	Weight, g	Product code		
1"	3/4"	2	106	30	45	31	7,5	41	537	ZQBM0125W02	1	20
1"	3/4"	3	151	30	45	31	7,5	41	789	ZQBM0125W03	1	16
1"	3/4"	4	196	30	45	31	7,5	41	1048	ZQBM0125W04	1	16

4.8. ADAPTORS FOR MULTILAYER AND PLASTIC PIPES

EK





PIPE CONNECTOR BOTH FOR PEX AND PEX-AL-PEX

Maximum operating temperature — 110°C
Nominal pressure, PN — 10 bar
Size — **3/4"*16*2.0 mm**

A	B, mm	C, mm	D, mm	E, mm	F, mm	G, mm	Weight, g	Product code		
3/4"	16,5	17,5	21	17,8	16	1	51	ZQEK001	50	200

EK





PIPE CONNECTOR FOR PEX

Maximum operating temperature — 110°C
Nominal pressure, PN — 10 bar
Size — **3/4"*16*2.2 mm**

A	B, mm	C, mm	D, mm	E, mm	Weight, g	Product code		
3/4"	16,5	17,5	21	17,8	51	ZQEK002	50	200

4.9. COMPONENT FOR MANIFOLDS

SPA



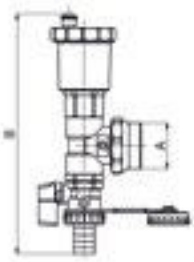

END UNIT WITH DRAIN VALVE AND AUTOMATIC AIR VENT VALVE

Connection type — Threaded
Maximum operating temperature — 110°C
Nominal pressure, PN — 10 bar
Nominal diameter — 1"

A	B, mm	Weight, g	Product code		
1"	107,8	432	ZQSPA10D25	10	40

5. BALL VALVE

5.1. Ball valves
5.2. Ball valves with tail piece
5.3. Ball valve for boiler
5.4. Bibcock
5.5. Ball valve with drain and air vent
5.6. Drain valve
5.7. Ball valve with temperature sensor socket
5.8. Ball valve with strainer
5.9. Valves for sanitary appliances



BV

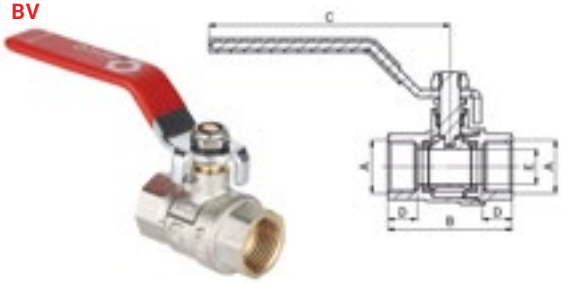

BALL VALVE FEMALE-FEMALE CONNECTION WITH LEVER HANDLE

Closure tightness class – A
Reparability – Yes
Nominal diameter – 1/2"
Nominal operating pressure, PN – 40 bar
Maximum operating temperature – 100°C
Minimum operating temperature – -10°C
Connection type – Threaded
Threaded connection standard – ISO 228-1
Type of flow section – Full bore
Body in nickel-plated brass

	A	B, mm	C, mm	D, mm	E, mm	Weight, g	Product code		
	1/2"	49,8	96,2	12	14	193	ZQBV300D15	10	100
	3/4"	55,0	96,2	14	19	261	ZQBV300D20	10	60
	1"	64,8	119,2	14,5	23	416	ZQBV300D25	6	36
NEW!	1 1/4"	75,5	133,7	15,8	29	585	ZQBV300D32	4	48
NEW!	1 1/2"	85,5	139,7	17	36	845	ZQBV300D40	3	36
NEW!	2"	99	146	-	45	1230	ZQBV300D50	2	24

BV

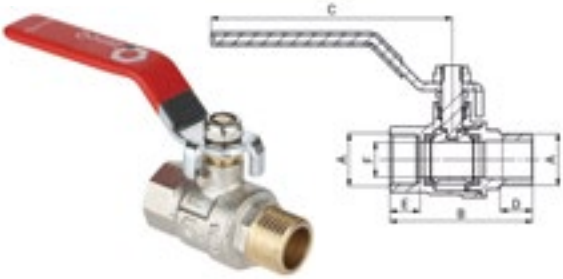

BALL VALVE FEMALE-MALE CONNECTION WITH LEVER HANDLE

Closure tightness class – A
Reparability – Yes
Nominal diameter – 1/2"
Nominal operating pressure, PN – 40 bar
Maximum operating temperature – 100°C
Minimum operating temperature – -10°C
Connection type – Threaded
Threaded connection standard – ISO 228-1
Type of flow section – Full bore
Body in nickel-plated brass

	A	B, mm	C, mm	D, mm	E, mm	F, mm	Weight, g	Product code		
	1/2"	57	96,2	13	12	14	199	ZQBV301D15	10	60
	3/4"	64	96,2	14	12,3	19	272	ZQBV301D20	10	100
NEW!	1"	74	119,2	16	14,5	23	431	ZQBV301D25	6	36
NEW!	1 1/4"	84,5	133,7	17,5	15,8	29	625	ZQBV301D32	4	48
NEW!	1 1/2"	96,5	139,7	20	17	36	900	ZQBV301D40	3	36
NEW!	2"	110	146	21,5	18	45	1300	ZQBV301D50	2	24

BV



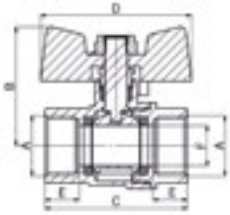

BALL VALVE FEMALE-FEMALE CONNECTION WITH T HANDLE

Closure tightness class – A
Reparability – Yes
Nominal diameter – 1/2"
Nominal operating pressure, PN – 40 bar
Maximum operating temperature – 100°C
Minimum operating temperature – -10°C
Connection type – Threaded
Threaded connection standard – ISO 228-1
Type of flow section – Full bore
Body in nickel-plated brass

A	B, mm	C, mm	D, mm	E, mm	F, mm	Weight, g	Product code		
1/2"	41,2	49,8	52,8	12	14	155	ZQBV302D15	17	102
3/4"	46,2	55,0	62	12,3	19	230	ZQBV302D20	13	78
1"	53,9	64,8	72,6	14,5	23	378	ZQBV302D25	9	54

BV



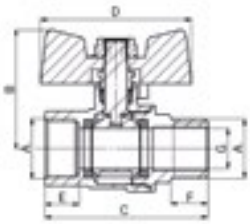

BALL VALVE FEMALE-MALE CONNECTION WITH T HANDLE

Closure tightness class – A
Reparability – Yes
Nominal diameter – 1/2"
Nominal operating pressure, PN – 40 bar
Maximum operating temperature – 100°C
Minimum operating temperature – -10°C
Connection type – Threaded
Threaded connection standard – ISO 228-1
Type of flow section – Full bore
Body in nickel-plated brass

A	B, mm	C, mm	D, mm	E, mm	F, mm	G, mm	Weight, g	Product code		
1/2"	41,2	57	52,8	13	12	14	161	ZQBV303D15	17	102
3/4"	46,2	64	62	14	12,3	19	241	ZQBV303D20	12	72
1"	53,9	74	72,6	16	14,5	23	393	ZQBV303D25	9	54

BV



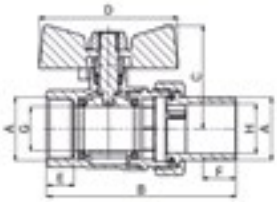

BALL VALVE WITH TAIL PIECE MALE CONNECTIONS

Closure tightness class – A
Reparability – Yes
Nominal diameter – 1/2" – 1*1/4"
Nominal operating pressure, PN – 40 bar
Maximum operating temperature – 100°C
Minimum operating temperature – -10°C
Connection type – Threaded
Threaded connection standard – ISO 228-1
Type of flow section – Full bore
Body in nickel-plated brass

A	B, mm	C, mm	D, mm	E, mm	F, mm	G, mm	H, mm	Weight, g	Product code		
1/2"	75,3	41,3	52,8	12	13,5	14	15	215	ZQBV310D15	10	100
3/4"	85,2	46,3	62	12,3	14,7	19	20	329	ZQBV310D20	7	70
1"	99,1	54	73	14,5	17,5	23	26	543	ZQBV310D25	4	40
1 1/4"	110	58,7	73	15,5	18,5	29	34	725	ZQBV310D32	4	24

BV

NEW!



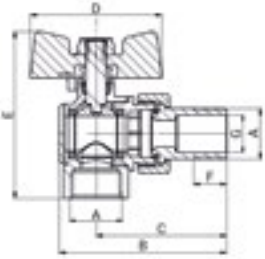

ANGLE BALL VALVE WITH CONNECTORS

Closure tightness class – A
Reparability – Yes
Nominal diameter – 1/2" – 3/4"
Nominal operating pressure, PN – 40 bar
Maximum operating temperature – 100°C
Minimum operating temperature – -10°C
Connection type – Threaded
Threaded connection standard – ISO 228-1
Type of flow section – Full bore
Body in nickel-plated brass

A	B, mm	C, mm	D, mm	E, mm	F, mm	G, mm	Weight, g	Product code		
1/2"	67,3	52	53	67	13,5	15	232	ZQBV311D15	10	100
3/4"	74,2	66,2	62	81,2	15	20	362	ZQBV311D20	8	80

5.3. BALL VALVE FOR BOILER

BV

NEW!



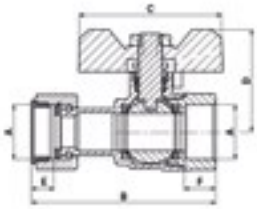

BALL VALVE FOR BOILER

Closure tightness class – A
Reparability – Yes
Nominal diameter – 1/2" – 3/4"
Nominal operating pressure, PN – 16 bar
Maximum operating temperature – 100°C
Minimum operating temperature – -10°C
Connection type – Threaded
Threaded connection standard – ISO 228-1
Body in nickel-plated brass

A	B, mm	C, mm	D, mm	E, mm	F, mm	Weight, g	Product code		
1/2"	62,7	50,2	35,8	6,5	10,8	150	ZQBV315D15	10	80
3/4"	71,3	50,2	38,5	7,8	12,1	219,5	ZQBV315D20	10	80

zencQ

5.4. BIBCOCK

BV



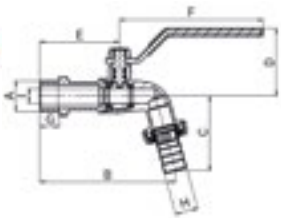

BIBCOCK WITH LEVER HANDLE

Closure tightness class – A
Reparability – No
Nominal diameter – 1/2"
Nominal operating pressure, PN – 16 bar
Maximum operating temperature – 100°C
Minimum operating temperature – -10°C
Connection type – Threaded
Threaded connection standard – ISO 228-1
Body in nickel-plated brass

A	B, mm	C, mm	D, mm	E, mm	F, mm	G, mm	H, mm	I, mm	Weight, g	Product code		
1/2"	90,9	50	45,4	53,3	96,2	13	15,2	10	235	ZQBV320D15	8	80

5.5. BALL VALVE WITH DRAIN AND AIR VENT

BV



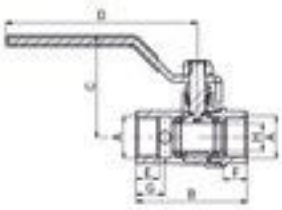

BALL VALVE WITH DRAIN AND AIR VENT

Closure tightness class – A
Reparability – Yes
Nominal diameter – 1/2"
Nominal operating pressure, PN – 40 bar
Maximum operating temperature – 100°C
Minimum operating temperature – -10°C
Connection type – Threaded
Threaded connection standard – ISO 228-1
Type of flow section – Full bore
Thread size drain outlet/air vent – 1/4"
Body in nickel-plated brass

A	B, mm	C, mm	D, mm	E, mm	F, mm	G, mm	H, mm	Weight, g	Product code		
1/2"	55,8	51	96,2	11,5	12	14,5	14	255	**ZQBV330D15**	8	80

5.6. DRAIN VALVE

BV



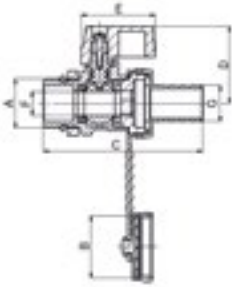

DRAIN VALVE

Closure tightness class – A
Reparability – No
Nominal diameter – 1/2"
Nominal operating pressure, PN – 10 bar
Maximum operating temperature – 100°C
Minimum operating temperature – -10°C
Connection type – Threaded
Threaded connection standard – ISO 228-1
Body in nickel-plated brass

A	B	C, mm	D, mm	E, mm	F, mm	G, mm	Weight, g	Product code		
1/2"	3/4"	66,7	32,4	31,1	10	15,2	128	**ZQBV340D15**	20	200

5.7. BALL VALVE WITH TEMPERATURE SENSOR SOCKET

BV



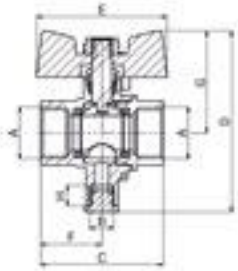

BALL VALVE WITH TEMPERATURE SENSOR SOCKET

Closure tightness class – A
Reparability – Yes
Nominal diameter – 1/2"
Nominal operating pressure, PN – 40 bar
Maximum operating temperature – 100°C
Minimum operating temperature – -10°C
Connection type – Threaded
Threaded connection standard – ISO 228-1
Type of flow section – Full bore
Thread size for temperature sensor connection – M10*1
Thread length for temperature sensor – 8,5 mm

A	B, mm	C, mm	D, mm	E, mm	F, mm	G, mm	H, mm	Weight, g	Product code		
1/2"	M10*1	49,8	73,3	53	24,85	41,3	8,5	196	ZQBV331D15	12	72

5.8. BALL VALVE WITH STRAINER

BV



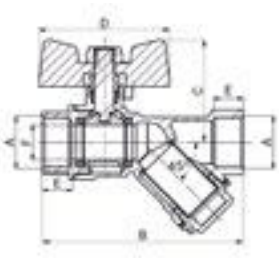

BALL VALVE COMBINED WITH STRAINER

Closure tightness class – A
Reparability – Yes
Nominal diameter – 1/2"
Nominal operating pressure, PN – 40 bar
Maximum operating temperature – 100°C
Connection type – Threaded
Threaded connection standard – ISO 228-1
Type of flow section – Full bore
Filter element size – 500 microns
Body in nickel-plated brass

A	B	C, mm	D, mm	E, mm	F, mm	Weight, g	Product code		
1/2"	80,8	41	53	12	14	230	ZQBV341D15	12	120

CRV



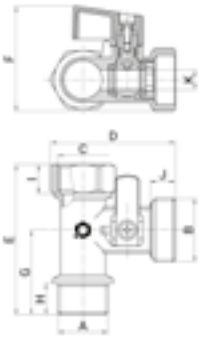

TEE BALL VALVE FEMALE-MALE CONNECTION FOR WASHING MACHINE

Reparability – No
Nominal operating pressure, PN – 10 bar
Test pressure – 16 bar
Maximum operating temperature – 80°C
Flow rate, Kv – 2,34 m3/h

A	B	C	D, mm	E, mm	F, mm	G, mm	H, mm	I, mm	J, mm	K, mm	Weight, g	Product code		
1/2"	3/4"	1/2"	51,2	62	43,5	35	13	12	10,5	8	116	ZQCRV001	1	100

CRV



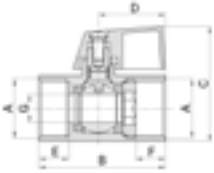

BALL VALVE MINI FEMALE-FEMALE CONNECTION

Reparability – No
Nominal operating pressure, PN – 10 bar
Test pressure – 16 bar
Maximum operating temperature – 80°C
Flow rate, Kv – 3,72 m3/h

A	B, mm	C, mm	D, mm	E, mm	F, mm	G, mm	Weight, g	Product code		
1/2"	44,5	40,7	23,8	11,5	10,7	10	104	ZQCRV002	1	100

CRV



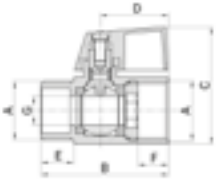

BALL VALVE MINI FEMALE-MALE CONNECTION

Reparability – No
Nominal operating pressure, PN – 10 bar
Test pressure – 16 bar
Maximum operating temperature – 80°C
Flow rate, Kv – 3,72 m3/h

A	B, mm	C, mm	D, mm	E, mm	F, mm	G, mm	Weight, g	Product code		
1/2"	45	40,7	23,8	10,8	10,7	10	96	ZQCRV003	1	100

CRV



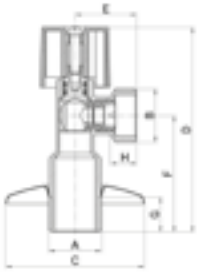

UNDER-SINK ANGLE BALL VALVE

Reparability – No
Nominal operating pressure, PN – 10 bar
Test pressure – 16 bar
Maximum operating temperature – 80°C
Flow rate, Kv – 1,32 m3/h

A	B	C, mm	D, mm	E, mm	F, mm	G, mm	H, mm	Weight, g	Product code		
1/2"	1/2"	52	80	24	45,5	13	10,5	79	ZQCRV004	2	100
1/2"	3/4"	52	80	24	45,5	13	10,5	84	ZQCRV005	2	100

CRV



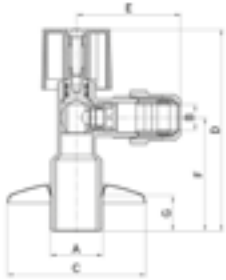

UNDER-SINK ANGLE BALL VALVE WITH NUT AND WASHER

Reparability – No
Nominal operating pressure, PN – 10 bar
Test pressure – 16 bar
Maximum operating temperature – 80°C
Flow rate, Kv – 1,32 m3/h
Size — 1/2*3/8*M10

A	B, mm	C, mm	D, mm	E, mm	F, mm	G, mm	Weight, g	Product code		
1/2"	10	52	80	40	45,5	13	92	ZQCRV006	1	100

CRV



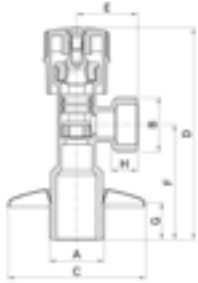

ANGLE VALVE

Reparability – No
Nominal operating pressure, PN – 10 bar
Test pressure – 16 bar
Maximum operating temperature – 80°C
Flow rate, Kv – 1,92 m3/h

A	B	C, mm	D, mm	E, mm	F, mm	G, mm	H, mm	Weight, g	Product code		
1/2"	1/2"	52	79–85	23	43,5	14	10	88	ZQCRV007	1	100



For sales, please contact:

E-mail: info@zencq.com

www.zencq.com


zencQ